

Citizens Advice School Costs Survey - All results



This survey ran for two months, June and July 2007, on Citizens Advice public website, www.adviceguide.org.uk.




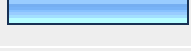







The survey had 1089 responses from parents and guardians across England and Wales.

The survey asked respondents about their views on:

- School uniform; the merits of school uniform, cost and affordability, supply arrangements, and what help is available
- School trips; cost and affordability, voluntary contributions, and budgeting
- Other costs associated with schooling such as text books and lesson materials
- The impact of cost on parents; concerns over bullying and discipline, distress caused, and effect on choice






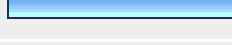
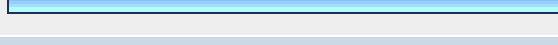
For more information, please contact Kim Maynard at kim.maynard@citizensadvice.org.uk or by telephone on 07736 037521





What type of school does your child attend?			
		Response Percent	Response Count
Primary		47.1%	498
Secondary		52.9%	559
answered question			1057
skipped question			32

How much do you think you have spent this year in total on your child's school uniform and PE kit, including footwear?			
		Response Percent	Response Count
£0-50		5.0%	48
£50-100		18.2%	174
£100-150		24.5%	235
£150-200		19.4%	186
£200-250		14.4%	138
£250-300		7.5%	72
£300-350		4.6%	44
£350-400		2.7%	26
£400-450		1.7%	16
£450-500		0.6%	6
Over £500		1.4%	13
answered question			958
skipped question			131





Overall, do you think your child's school uniform and PE kit are good value for money?			
		Response Percent	Response Count
Yes		38.8%	368
No		61.2%	580
answered question			948
skipped question			141

Were there any items that were only available from a specialist supplier? If yes, which were they? (Please select all that apply.)			
		Response Percent	Response Count
No, all of the items were available from a number of suppliers		13.4%	126
School uniform: Skirt/dress/trousers/shorts		19.2%	180
School uniform: Shirt/blouse		29.9%	280
School uniform: Blazer		28.1%	264
School uniform: Jumper/cardigan/sweatshirt		70.5%	661
School uniform: Tie		38.6%	362
School uniform: Hat		5.8%	54
School uniform: Shoes		3.1%	29
School uniform: School bag		21.2%	199
PE kit: Plimsolls/trainers		4.4%	41
PE kit: Shorts		30.5%	286
PE kit: T-Shirt		48.2%	452
PE kit: Sports shirt e.g football shirt		34.7%	325
PE kit: Tracksuit/jumper		25.5%	239
PE kit: PE kit bag		14.1%	132
PE kit: Special kit e.g. hockey/football boots, hockey/lacrosse stick, tennis racquet, swimming costume		11.9%	112
answered question			938
skipped question			151

Was there any help available towards the cost of school uniforms and PE kits? (Please select all that apply.)			
		Response Percent	Response Count
School second-hand uniform shop		9.4%	88
School hardship fund		1.7%	16
School bulk discount		1.6%	15
Local Authority grant		6.8%	64
Charities and other sources		1.9%	18
Don't know		24.4%	230
No		59.4%	559
answered question			941
skipped question			148

Have you ever complained about the cost of school uniform?			
		Response Percent	Response Count
Yes - to the school		17.3%	163
Yes - to the Local Authority		3.1%	29
Yes - to the school and the Local Authority		4.0%	38
No		75.5%	710
answered question			940
skipped question			149

Are you worried that your child might be			
	Yes	No	Response Count
disciplined by their school for not having the correct uniform?	70.2% (649)	29.8% (276)	925
bullied by their classmates for not having the correct uniform?	56.9% (502)	43.1% (380)	882
answered question			940
skipped question			149

How easy would you say it is for your family to meet the cost of your child's school uniform and PE kit?			
		Response Percent	Response Count
Very easy		7.8%	74
Quite easy		21.1%	201
Quite difficult		44.1%	419
Very difficult		27.0%	257
answered question			951
skipped question			138



Has your child been asked on a DAY trip(s) this year directly related to their education (i.e. not recreational/leisure trips)? If yes, how much on average per trip were you asked to pay?





		Response Percent	Response Count
No, they were not asked		10.3%	95
£0-5		8.5%	78
£5-10		29.3%	269
£10-15		25.0%	230
£15-20		11.6%	107
£20-25		5.4%	50
£25-30		3.4%	31
£30-35		1.4%	13
£35-40		0.8%	7
£40-45		0.8%	7
£45-50		0.4%	4
Over £50		3.1%	28
	answered question		919
	skipped question		170






Has your child been asked on a RESIDENTIAL trip(s) this year directly related to their education (i.e. not recreational/leisure trips)? If yes, how much on average per trip were you asked to pay?










		Response Percent	Response Count
No, they were not asked		51.8%	458
£0-50		5.7%	50
£50-100		5.8%	51
£100-150		7.2%	64
£150-200		8.5%	75
£200-250		6.9%	61
£250-300		4.9%	43
£300-350		3.1%	27
£350-400		2.2%	19
£400-450		0.7%	6
£450-500		0.6%	5
Over £500		2.8%	25
	answered question		884
	skipped question		205


Do you think you were given sufficient notice to enable you to budget for these trips?				
	Yes	No	Not applicable	Response Count
Day trips	51.7% (463)	37.6% (337)	10.7% (96)	896
Residential trips	33.5% (273)	20.0% (163)	46.4% (378)	814
	<i>answered question</i>			909
	<i>skipped question</i>			180



Was it clear that families on a low income could be exempt from some or all of the cost of the trip(s)?			
		Response Percent	Response Count
Yes		26.7%	236
No		73.3%	649
	<i>answered question</i>		885
	<i>skipped question</i>		204

How easy would you say it is for your family to meet the cost of school trips?			
		Response Percent	Response Count
Very easy		6.8%	62
Quite easy		23.3%	211
Quite difficult		42.0%	381
Very difficult		27.9%	253
	<i>answered question</i>		907
	<i>skipped question</i>		182

If you will need to buy your child new school uniform for the upcoming school year, starting September 2007, do you expect to spend more or less than you spent last year?			
		Response Percent	Response Count
Considerably more		24.8%	219
Slightly more		38.7%	342
About the same		27.2%	240
Slightly less		6.8%	60
Considerably less		2.6%	23
	<i>answered question</i>		884
	<i>skipped question</i>		205

What else have you been asked to contribute towards? (Please select all that apply.)			
		Response Percent	Response Count
School funds		47.0%	418
School photographs		87.9%	782
Equipment for lessons, e.g. cooking ingredients, art and craft materials		59.9%	533
Non-school-uniform days		83.0%	739
School parties or discos		62.1%	553
Swimming lessons		21.1%	188
Text books or revision guides		29.7%	264
Items for a jumble, raffle or cake sale		63.3%	563
Other (please specify)		16.0%	142
		answered question	890
		skipped question	199

How easy would you say it is for your family to meet ALL of the costs discussed in this survey?			
		Response Percent	Response Count
Very easy		5.0%	45
Quite easy		19.2%	172
Quite difficult		43.6%	390
Very difficult		32.2%	288
		answered question	895
		skipped question	194

Did the costs associated with schooling influence the choice of school for your child?			
		Response Percent	Response Count
Yes		8.2%	73
No		91.8%	819
		answered question	892
		skipped question	197

Do you have any other comments?			Response Count
			419
		answered question	419
		skipped question	670