

Citizens Advice School Costs Survey - Primary school results


This survey ran for two months, June and July 2007, on Citizens Advice public website, www.adviceguide.org.uk.












The survey had 1089 responses from parents and guardians across England and Wales. 498 responses were received from parents of primary school pupils.

The survey asked respondents about their views on:



- School uniform; the merits of school uniform, cost and affordability, supply arrangements, and what help is available
- School trips; cost and affordability, voluntary contributions, and budgeting
- Other costs associated with schooling such as text books and lesson materials
- The impact of cost on parents; concerns over bullying and discipline, distress caused, and effect on choice

For more information, please contact Kim Maynard at kim.maynard@citizensadvice.org.uk or by telephone on 07736 037521

















What type of school does your child attend?			
		Response Percent	Response Count
Primary		100.0%	498
Secondary		0.0%	0
answered question			498
skipped question			0

How much do you think you have spent this year in total on your child's school uniform and PE kit, including footwear?			
		Response Percent	Response Count
£0-50		8.4%	37
£50-100		26.0%	115
£100-150		28.9%	128
£150-200		15.6%	69
£200-250		10.2%	45
£250-300		3.8%	17
£300-350		3.6%	16
£350-400		1.4%	6
£400-450		0.7%	3
£450-500		0.7%	3
Over £500		0.9%	4
answered question			443
skipped question			55

Overall, do you think your child's school uniform and PE kit are good value for money?

		Response Percent	Response Count
Yes		51.8%	229
No		48.2%	213
<i>answered question</i>			442
<i>skipped question</i>			56

Were there any items that were only available from a specialist supplier? If yes, which were they? (Please select all that apply.)

		Response Percent	Response Count
No, all of the items were available from a number of suppliers		21.5%	93
School uniform: Skirt/dress/trousers/shorts		10.0%	43
School uniform: Shirt/blouse		21.8%	94
School uniform: Blazer		10.0%	43
School uniform: Jumper/cardigan/sweatshirt		69.2%	299
School uniform: Tie		19.0%	82
School uniform: Hat		7.4%	32
School uniform: Shoes		3.9%	17
School uniform: School bag		37.3%	161
PE kit: Plimsolls/trainers		4.4%	19
PE kit: Shorts		15.7%	68
PE kit: T-Shirt		31.5%	136
PE kit: Sports shirt e.g football shirt		8.1%	35
PE kit: Tracksuit/jumper		9.5%	41
PE kit: PE kit bag		21.8%	94
PE kit: Special kit e.g. hockey/football boots, hockey/lacrosse stick, tennis racquet, swimming costume		4.2%	18
<i>answered question</i>			432
<i>skipped question</i>			66

Was there any help available towards the cost of school uniforms and PE kits? (Please select all that apply.)			
		Response Percent	Response Count
School second-hand uniform shop		10.8%	47
School hardship fund		0.9%	4
School bulk discount		2.1%	9
Local Authority grant		6.2%	27
Charities and other sources		2.1%	9
Don't know		24.1%	105
No		59.3%	258
answered question			435
skipped question			63

Have you ever complained about the cost of school uniform?			
		Response Percent	Response Count
Yes - to the school		12.3%	54
Yes - to the Local Authority		1.8%	8
Yes - to the school and the Local Authority		3.2%	14
No		82.7%	362
answered question			438
skipped question			60

Are you worried that your child might be			
	Yes	No	Response Count
disciplined by their school for not having the correct uniform?	56.8% (242)	43.2% (184)	426
bullied by their classmates for not having the correct uniform?	55.3% (230)	44.7% (186)	416
answered question			435
skipped question			63

How easy would you say it is for your family to meet the cost of your child's school uniform and PE kit?			
		Response Percent	Response Count
Very easy		9.3%	41
Quite easy		25.7%	113
Quite difficult		42.5%	187
Very difficult		22.5%	99
answered question			440
skipped question			58



Has your child been asked on a DAY trip(s) this year directly related to their education (i.e. not recreational/leisure trips)? If yes, how much on average per trip were you asked to pay?





		Response Percent	Response Count
No, they were not asked		9.0%	39
£0-5		13.9%	60
£5-10		38.6%	167
£10-15		25.6%	111
£15-20		7.4%	32
£20-25		2.5%	11
£25-30		1.2%	5
£30-35		0.5%	2
£35-40		0.2%	1
£40-45		0.2%	1
£45-50		0.2%	1
Over £50		0.7%	3
		answered question	433
		skipped question	65






Has your child been asked on a RESIDENTIAL trip(s) this year directly related to their education (i.e. not recreational/leisure trips)? If yes, how much on average per trip were you asked to pay?










		Response Percent	Response Count
No, they were not asked		65.1%	268
£0-50		6.6%	27
£50-100		3.4%	14
£100-150		8.5%	35
£150-200		8.3%	34
£200-250		4.6%	19
£250-300		2.7%	11
£300-350		0.5%	2
£350-400		0.5%	2
£400-450		0.0%	0
£450-500		0.0%	0
Over £500		0.0%	0
		answered question	412
		skipped question	86





Do you think you were given sufficient notice to enable you to budget for these trips?				
	Yes	No	Not applicable	Response Count
Day trips	53.7% (226)	36.1% (152)	10.2% (43)	421
Residential trips	23.9% (91)	14.7% (56)	61.4% (234)	381
	<i>answered question</i>			424
	<i>skipped question</i>			74



Was it clear that families on a low income could be exempt from some or all of the cost of the trip(s)?			
		Response Percent	Response Count
Yes		25.7%	107
No		74.3%	310
	<i>answered question</i>		417
	<i>skipped question</i>		81

How easy would you say it is for your family to meet the cost of school trips?			
		Response Percent	Response Count
Very easy		8.0%	34
Quite easy		28.9%	123
Quite difficult		40.4%	172
Very difficult		22.8%	97
	<i>answered question</i>		426
	<i>skipped question</i>		72

If you will need to buy your child new school uniform for the upcoming school year, starting September 2007, do you expect to spend more or less than you spent last year?			
		Response Percent	Response Count
Considerably more		25.6%	106
Slightly more		41.3%	171
About the same		27.3%	113
Slightly less		4.6%	19
Considerably less		1.2%	5
	<i>answered question</i>		414
	<i>skipped question</i>		84

What else have you been asked to contribute towards? (Please select all that apply.)			
		Response Percent	Response Count
School funds		45.4%	189
School photographs		93.5%	389
Equipment for lessons, e.g. cooking ingredients, art and craft materials		39.7%	165
Non-school-uniform days		82.9%	345
School parties or discos		71.2%	296
Swimming lessons		29.3%	122
Text books or revision guides		11.5%	48
Items for a jumble, raffle or cake sale		80.1%	333
Other (please specify)		19.2%	80
		answered question	416
		skipped question	82

How easy would you say it is for your family to meet ALL of the costs discussed in this survey?			
		Response Percent	Response Count
Very easy		5.3%	22
Quite easy		23.1%	96
Quite difficult		41.2%	171
Very difficult		30.4%	126
		answered question	415
		skipped question	83

Did the costs associated with schooling influence the choice of school for your child?			
		Response Percent	Response Count
Yes		8.4%	35
No		91.6%	382
		answered question	417
		skipped question	81

Do you have any other comments?		
		Response Count
		183
		answered question
		183
		skipped question
		315