

Citizens Advice School Costs Survey - Secondary school results


This survey ran for two months, June and July 2007, on Citizens Advice public website, www.adviceguide.org.uk.












The survey had 1089 responses from parents and guardians across England and Wales. 559 responses were received from parents of secondary school pupils.

The survey asked respondents about their views on:

- School uniform; the merits of school uniform, cost and affordability, supply arrangements, and what help is available
- School trips; cost and affordability, voluntary contributions, and budgeting
- Other costs associated with schooling such as text books and lesson materials
- The impact of cost on parents; concerns over bullying and discipline, distress caused, and effect on choice






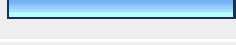
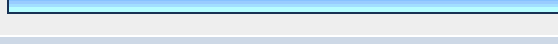
For more information, please contact Kim Maynard at kim.maynard@citizensadvice.org.uk or by telephone on 07736 037521





What type of school does your child attend?			
		Response Percent	Response Count
Primary		0.0%	0
Secondary		100.0%	559
answered question			559
skipped question			0

How much do you think you have spent this year in total on your child's school uniform and PE kit, including footwear?			
		Response Percent	Response Count
£0-50		2.2%	11
£50-100		11.5%	58
£100-150		20.8%	105
£150-200		22.6%	114
£200-250		18.4%	93
£250-300		10.5%	53
£300-350		5.4%	27
£350-400		4.0%	20
£400-450		2.6%	13
£450-500		0.6%	3
Over £500		1.6%	8
answered question			505
skipped question			54





Overall, do you think your child's school uniform and PE kit are good value for money?			
		Response Percent	Response Count
Yes		27.2%	136
No		72.8%	364
answered question			500
skipped question			59

Were there any items that were only available from a specialist supplier? If yes, which were they? (Please select all that apply.)			
		Response Percent	Response Count
No, all of the items were available from a number of suppliers		6.2%	31
School uniform: Skirt/dress/trousers/shorts		27.1%	135
School uniform: Shirt/blouse		37.1%	185
School uniform: Blazer		44.3%	221
School uniform: Jumper/cardigan/sweatshirt		71.7%	358
School uniform: Tie		55.9%	279
School uniform: Hat		4.2%	21
School uniform: Shoes		2.4%	12
School uniform: School bag		7.6%	38
PE kit: Plimsolls/trainers		4.2%	21
PE kit: Shorts		43.5%	217
PE kit: T-Shirt		62.7%	313
PE kit: Sports shirt e.g football shirt		57.7%	288
PE kit: Tracksuit/jumper		39.3%	196
PE kit: PE kit bag		7.4%	37
PE kit: Special kit e.g. hockey/football boots, hockey/lacrosse stick, tennis racquet, swimming costume		18.8%	94
answered question			499
skipped question			60

Was there any help available towards the cost of school uniforms and PE kits? (Please select all that apply.)			
		Response Percent	Response Count
School second-hand uniform shop		8.2%	41
School hardship fund		2.4%	12
School bulk discount		1.0%	5
Local Authority grant		7.4%	37
Charities and other sources		1.6%	8
Don't know		24.8%	124
No		59.4%	297
answered question			500
skipped question			59

Have you ever complained about the cost of school uniform?			
		Response Percent	Response Count
Yes - to the school		21.7%	108
Yes - to the Local Authority		4.2%	21
Yes - to the school and the Local Authority		4.8%	24
No		69.2%	344
answered question			497
skipped question			62

Are you worried that your child might be			
	Yes	No	Response Count
disciplined by their school for not having the correct uniform?	82.0% (405)	18.0% (89)	494
bullied by their classmates for not having the correct uniform?	58.6% (270)	41.4% (191)	461
answered question			499
skipped question			60

How easy would you say it is for your family to meet the cost of your child's school uniform and PE kit?			
		Response Percent	Response Count
Very easy		6.6%	33
Quite easy		17.1%	86
Quite difficult		45.2%	228
Very difficult		31.2%	157
answered question			504
skipped question			55



Has your child been asked on a DAY trip(s) this year directly related to their education (i.e. not recreational/leisure trips)? If yes, how much on average per trip were you asked to pay?





		Response Percent	Response Count
No, they were not asked		11.7%	56
£0-5		3.8%	18
£5-10		20.9%	100
£10-15		24.5%	117
£15-20		15.3%	73
£20-25		8.0%	38
£25-30		5.2%	25
£30-35		2.3%	11
£35-40		1.3%	6
£40-45		1.3%	6
£45-50		0.6%	3
Over £50		5.2%	25
		answered question	478
		skipped question	81






Has your child been asked on a RESIDENTIAL trip(s) this year directly related to their education (i.e. not recreational/leisure trips)? If yes, how much on average per trip were you asked to pay?










		Response Percent	Response Count
No, they were not asked		39.7%	185
£0-50		4.9%	23
£50-100		7.9%	37
£100-150		6.0%	28
£150-200		8.8%	41
£200-250		9.0%	42
£250-300		6.9%	32
£300-350		5.4%	25
£350-400		3.7%	17
£400-450		1.3%	6
£450-500		1.1%	5
Over £500		5.4%	25
		answered question	466
		skipped question	93


Do you think you were given sufficient notice to enable you to budget for these trips?				
	Yes	No	Not applicable	Response Count
Day trips	49.7% (233)	39.0% (183)	11.3% (53)	469
Residential trips	41.7% (179)	24.9% (107)	33.3% (143)	429
	<i>answered question</i>			479
	<i>skipped question</i>			80



Was it clear that families on a low income could be exempt from some or all of the cost of the trip(s)?			
		Response Percent	Response Count
Yes		27.9%	129
No		72.1%	334
	<i>answered question</i>		463
	<i>skipped question</i>		96

How easy would you say it is for your family to meet the cost of school trips?			
		Response Percent	Response Count
Very easy		5.9%	28
Quite easy		18.1%	86
Quite difficult		43.7%	207
Very difficult		32.3%	153
	<i>answered question</i>		474
	<i>skipped question</i>		85

If you will need to buy your child new school uniform for the upcoming school year, starting September 2007, do you expect to spend more or less than you spent last year?			
		Response Percent	Response Count
Considerably more		24.1%	112
Slightly more		36.0%	167
About the same		27.2%	126
Slightly less		8.8%	41
Considerably less		3.9%	18
	<i>answered question</i>		464
	<i>skipped question</i>		95

What else have you been asked to contribute towards? (Please select all that apply.)			
		Response Percent	Response Count
School funds		48.4%	226
School photographs		83.1%	388
Equipment for lessons, e.g. cooking ingredients, art and craft materials		77.9%	364
Non-school-uniform days		83.5%	390
School parties or discos		54.2%	253
Swimming lessons		14.1%	66
Text books or revision guides		45.6%	213
Items for a jumble, raffle or cake sale		48.4%	226
Other (please specify)		12.9%	60
		answered question	467
		skipped question	92

How easy would you say it is for your family to meet ALL of the costs discussed in this survey?			
		Response Percent	Response Count
Very easy		4.9%	23
Quite easy		15.9%	75
Quite difficult		45.5%	215
Very difficult		33.8%	160
		answered question	473
		skipped question	86

Did the costs associated with schooling influence the choice of school for your child?			
		Response Percent	Response Count
Yes		7.9%	37
No		92.1%	432
		answered question	469
		skipped question	90

Do you have any other comments?			Response Count
			234
		answered question	234
		skipped question	325